

BRENT MAIL presents...

# PHOTO BOOTCAMP MAGAZINE



---

ISSUE 23  
FEBRUARY 2020

IN THIS ISSUE:  
**FRESH  
START**

# IN THIS ISSUE

Fresh Start	04
Members' Images	09
Featured Artist - Sara O'Brien	25
Members' Images	31
Acknowledgments	47
Calling All BootCamp Recruits	48

Photographer: **KATHLEEN FEELEY**

Country: **USA**

Don't know if it's a coincidence or a cosmic connection, but like Brent, I have taken up music again. Bought myself an electronic keyboard for Christmas. Played piano when I was younger but lost touch when pursuing other creative interests. Music, Photography, Writing are the passions I plan to continue and improve. Here's to a heartfelt and artful 2020!

# DRILL INSTRUCTOR'S MEMO

---

## WELCOME TO ISSUE 23 OF PHOTO BOOTCAMP MAGAZINE!



*Brent Mail*

Welcome to 2020, new year, new opportunities and a fresh start.


Every day is the chance for a fresh start, but new year is always a good way to make a clean break from the previous year and in this case the decade as we venture into 2020.

This issue is all about moving forward and starting fresh with new ideas, projects, creating and learning. It includes ideas and examples of what you can do to act on that project you've always wanted to do, whether it's photography related or not.

Take a look at what a fresh start means to the BootCamp members who have taken some time to consider what that means to them for this coming year and put it into a photograph.

**FRESH START**

# FRESH START



*"The chief beauty about time is that you cannot waste it in advance.  
The next year, the next day, the next hour are lying ready for you,  
as perfect, as unspoiled, as if you had never wasted  
or misapplied a single moment in all your life.  
You can turn over a new leaf every hour if you choose.*

*~Arnold Bennett*

# FRESH START



## **What does a fresh start mean to you?**

With 2020 being the start of a new decade it's a great time to look forward, think about what new beginnings mean to you and for you. What have you always wanted to do that you haven't? This could be a trip you've been wanting to take, a skill you would love to learn or a personal project that has been sitting on the back burner. Take some time and consider the meaning of a fresh start for you personally.

## **Moving into the next year and decade**

What does it take to move on or move forward? Make the new year and new decade exciting and fun for yourself. Letting go of the past isn't always easy for everyone, but it will help you to create a new starting point and push through to those things you always wanted to do.

# FRESH START



## **Make some decisions**

Create a list of what it is you want to start, don't hold back and put it all down. Then narrow it down, and choose one that you're most passionate about. Maybe you have something you started previously but never finished and now would be a great time to get back to it or start over.

## **Start now**

Now what? You know what it is you want to work on or strive for so what's next? Start. Start now. It could be as simple as writing it in the calendar. Take some action to work on whatever it is you chose.

# FRESH START

A black and white photograph of a hand holding a guitar pick over a guitar fretboard. The hand is positioned on the left side of the frame, with the thumb and index finger gripping the pick. The pick is held over the strings of the guitar, which are visible as horizontal lines across the fretboard. The background is blurred, showing the body of the guitar and some other musical equipment.

## **Get a little help from friends**

When working on these types of goals it helps to have an accountability partner. It makes it a little more difficult to not follow through when you have someone you are checking in with. A friend or partner will help also make it more fun for you and you'll have support for the times when you're feeling like you are stuck or maybe want to give up on the project.

## **Make it easy for yourself**


Keep your project in front of you, somewhere you see it or are reminded of it every day. Take little steps, make your goals small and achievable. What can you do today to take action and move forward?

## **Start now**

Yes, this was already stated but it's the most important thing you can do in starting fresh and creating a new beginning for yourself, your project and moving into this new decade. Start. Now.

**MEMBERS'**  
**IMAGES**





Feedback: **TAMAR AHARONY**

Country: **USA**

Beautiful long exposure picture. You could have even gone a little longer. I love how the colors in the sky and the rocks combine together beautifully. I think that maybe shooting vertically would have allowed you to capture a little more of the top of the waterfall as well as more of the river.

Photographer: **JANETTE PLANCK**

Country: **AUSTRALIA**

f/8 1/6sec S0100

My third attempt at long exposure for my 2020 fresh start. MacKenzie Falls, The Grampian National Park.



Photographer: **ESTHER IGLICH**

Country: **USA**

ff/8 1/20sec ISO100 | 18mm

When I go on trips, I never use a tripod, using many and any excuse to avoid carrying one. Last fall on a trip to Jasper/Banff, I finally took one but only used it twice. It slowed me down in a good way, allowing me to focus more on the composition and to use a slower speed. I'm finally convinced that this year I will use my tripod as much as possible (as well as learn how to use my camera settings in low light).

Feedback: **CHRSTIAN PIRON**

Country: **BELGIUM**

Esther, great picture. Very nice colours. Very nice to see the cloudy sky. I like very much the reflection on the water and the grasses in the foreground. Very nice composition. Your picture is like a postcard. Well done.

Photographer: **PETER BRODY**

Country: **USA**

f/8.0 1/60sec ISO100 | 27mm

In this world of stress and tension, my new beginning is to seek inner peace through meditation and also how to continue to help my local community. I will be posting 3 photos that inspired me. The first was taken in Bhutan. It is a man meditating at the National Memorial Chorten, Thimphu, Bhutan. It didn't matter to this gentleman that the door was locked and shuttered closed. Don't let obstacles stop you from your goals.

Feedback: **SARA O'BRIEN**

Country: **USA**

I like the juxtaposition of the calmness of the man vs. the colorful and patterned door. Well done.





Photographer: **SIG RANNEM**

Country: **CANADA**

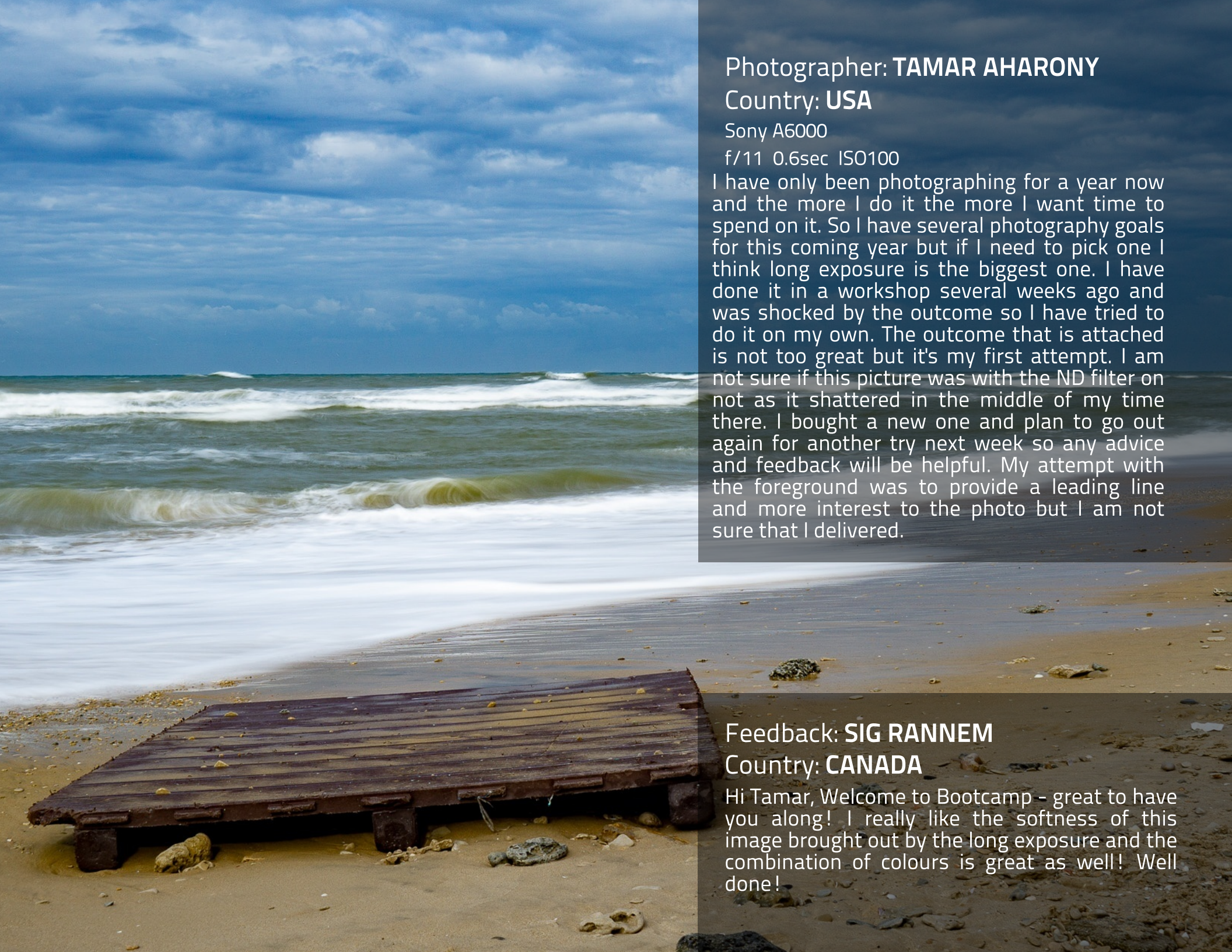
f/2.8 1/500sec ISO1000 | 85mm

When I started my Fresh Start Pet Photography project earlier this month, Brent reminded me that this genre might be challenging. I am indeed finding that out, especially when it comes to really dynamic action! So far I have made several attempts, but without the kind of success I was looking for. Of course, Pet Photography can be many things, not necessarily a dog leaping through the air to catch a frisbee. So for now, while I keep working on something more dynamic, I'm posting a portrait of our dog Tesla captured a couple of days ago. The image has been cropped

Feedback: **DAVE KOH**

Country: **SINGAPORE**

Wonderful portrait shot of your pet. Love the expressive eyes and that it does not look straight into the lens. Beautiful color contrast too. Very well taken.



Photographer: **TAMAR AHARONY**

Country: **USA**

Sony A6000

f/11 0.6sec ISO100

I have only been photographing for a year now and the more I do it the more I want time to spend on it. So I have several photography goals for this coming year but if I need to pick one I think long exposure is the biggest one. I have done it in a workshop several weeks ago and was shocked by the outcome so I have tried to do it on my own. The outcome that is attached is not too great but it's my first attempt. I am not sure if this picture was with the ND filter on not as it shattered in the middle of my time there. I bought a new one and plan to go out again for another try next week so any advice and feedback will be helpful. My attempt with the foreground was to provide a leading line and more interest to the photo but I am not sure that I delivered.

Feedback: **SIG RANNEM**

Country: **CANADA**

Hi Tamar, Welcome to Bootcamp - great to have you along! I really like the softness of this image brought out by the long exposure and the combination of colours is great as well! Well done!



Photographer: **CHRISTIAN PIRON**

Country: **BELGIUM**

Thinking about what I could do for a fresh start, I end up at the beginning to start with macro. Starting with common objects going to other small things and then even more technical issues as focus stacking. As a start I took the heart of a flower.

Feedback: **KERRIE CLARKE**

Country: **AUSTRALIA**

Great start to macro photography, Christian. Nice detail, I can see a little face in the centre, and wings! Well done, I'm looking forward to your next macro image.



Photographer: **KERRIE CLARKE**

Country: **AUSTRALIA**

f/3.5 1/2500sec ISO160 | 50mm

Fires, dust storms, unbelievably huge hail stones, torrential rain and flash flooding. We have it all here at the moment. My second and final image for my theme of my f2.8 lens, was taken in my backyard, early morning low light after the big storm. Daisy after the storm.

Feedback: **JANETTE PLANCK**

Country: **AUSTRALIA**

I really, really like the simplicity, the perspective, the lighting and textures of this shot Kerrie. So well seen and beautifully captured. Another stunner of a shot.

Photographer: **RACHEL GILMOUR**

Country: **AUSTRALIA**

f/6.3 1/30sec ISO100 | 18mm

Went out for a sunrise shoot, earlier this week. A different beach and it was a 'fresh start' as I'm using a new lens. The one that I will be using for the rest of my project, which means I'm going to have to re-shoot the first one. Shot some amazing pre-sunrise images, but as I was going through the 200+ shots I took, (100+ shots of surfers) I came across this one and it really resonated. This image reminded me that we face a "Fresh Start" every morning that we awake. If we want to look at it that way.

Feedback: **SARA O'BRIEN**

Country: **USA**

Rachel, beautiful job. I love your position of the sun that is balanced by the rocks on the left. The colors are gorgeous. Well done.





Photographer: **RICHARD HUTSON**

Country: **USA**

Inspired by others in the group, my 'Fresh Start' is to shoot with intent and restraint. I want to create images that are artistic, so I will plan my shots more carefully and consider various perspectives. I also want to limit what I keep in my library. The image that I'm posting here is 'Clarinet Man', frequently seen on the Embarcadero near the San Francisco Ferry Building. I observed him for several weeks hoping that one day he would be aligned with the Bay Bridge so I could get this image. I have several such images of street performers that I typically print and give to them. It's always interesting to see their reaction, which is usually positive.

Feedback: **SARA O'BRIEN**

Country: **USA**

Richard, I like the contrast in this image, between the foggy bridge in the background and the much clearer image of the clarinet player. It is great that you print out images and give them to the people in them. Well done.

Photographer: **ROHN SHEARER**

Country: **USA**

f/14 1/200sec ISO200 | 24mm

I have found this both challenging & fun trying to get a composition that works both with the image in the ball as well as outside. I used a filter to do most of the editing on the image inside the ball, & reversed the filter to soften & darken the surrounding.



Feedback: **KERI DOWN**

Country: **AUSTRALIA**

The possibilities are endless with these lens balls. I have been thinking about getting one for some time. Your shots have made me think I really should. Well done because this is a really dreamy ethereal shot and a shot of clarity at the same time.

Photographer: **ROMY VILLANUEVA**

Country: **PHILIPPINES**

f/5.6 1/200sec ISO200 | 32mm

For a fresh start, I promise not to let bad weather and limited mobility interfere with creativity. For my fresh start image, I am going back to smoke photography and making some abstract images.

Feedback: **BRENT MAIL**

Country: **AUSTRALIA**

Wow Romy, this is one of your very best images I've seen to date!!! You are getting very, very good at this style of photography. This image looks unreal with the different colours – almost looks like a flower. Magic work – you should be very proud. This one should be printed and hung, or sold.





Photographer: **AMBER PALLAS-BRUNT**

Country: **USA**

f/6.3 1/800sec ISO100 | 27mm

I am starting to feel more focused (holiday fog is dissipating) and hope to get my creative juices flowing. Part of this process is getting my photos organized. During this process I decided on a photo that I took during a quick trip to Boston back in August. I chose this image of the John Hancock Tower as to me it represents the start of a new year. We often reflect on the past year, we see the new year as something shiny and new and approach it with a general "nothin' but up" attitude. Cheers to you all and may 2020 be your most creative year yet!

Feedback: **GINA SKINNER**

Country: **USA**

Wow Amber, awesome image, I appreciate the perspective and angle you've captured! Love the feeling of being in the clouds... as well as the thought that each new day reflects the opportunity to "seize the day" and make it meaningful and positive :) I noticed that on the left side of the image, at the top of the building, there are a couple subtle half starbursts almost hidden in the image. It made me smile when I noticed them :)

Feedback: **CHRISTIAN PIRON**

Country: **BELGIUM**

Bruce, nice picture. Personally I would try to have a motion in the wicks to suggest the action. It could be done by panning so the body won't move but the wicks will as they move faster. Good composition. Good job.



Photographer: **BRUCE PATTERSON**

Country: **USA**

f/5.6 1/1600sec SO100 | 210mm

Here is my second entry to Fresh Start.

Photographer: **DAVE KOH**

Country: **SINGAPORE**

Nikon D750

f/2.8 1/200sec ISO200 | 200mm

Fresh Start...seasons come and go, flowers wither but come Spring they spring to life. An image of the lotus flower caught my eye in a pond in one of our local gardens. Capture the flower in a frame between two seed pods.

Feedback: **ROMY VILLANUEVA**

Country: **PHILIPPINES**

Wow, beautiful shot, Dave. Nicely composed. May I suggest to remove the seed pod at the back but before doing so, try to cover the back seed pod with your finger and see if you liked it. The front seed pod resembles a spotlight to lead the viewer's eye to the flower. Nice !



A close-up photograph of a flowering branch, likely cherry blossoms, with light pink petals and yellow centers. The branch is set against a clear, vibrant blue sky. The flowers are in various stages of bloom, with some fully open and others as buds. The lighting is bright, suggesting a sunny day.

Photographer: **DENIS O'BYRNE**

Country: **IRELAND**

f/4 1/125sec ISO100 | 105mm

Today the weather is playing ball. Nice bright clear day and skies. It has brought with it a freshness, and you can see the signs of new beginnings even if Winter has not yet passed by. This is what I am trying to convey with this shot. Hope you all enjoy.

Feedback: **KATHY POTTER**

Country: **USA**

Oh, how I wish we could see new beginnings in North Dakota. We have several months of winter ahead and so far this one has been brutal. I just love the pink in the flowers against the beautiful blue sky. It gives me hope for spring.

**FEATURED  
ARTIST**





**FEATURED  
IMAGE**

**SARA O'BRIEN  
USA**

Photographer: **SARA O'BRIEN**

Country: **USA**

f/5.6 2.5sec ISO100 | 55mm

After looking at Nick's macro image I remembered I had a few things in my camera bag I hadn't looked at much when I purchased my Nikon D5600. I got a 0.43 Vivitar 55mm wide angle lens with Macro. As the winter weather here in Minnesota is not conducive to flowers and insects at the moment, I thought I would try taking images of something around the house. This is part of a Christmas gift I got a few years ago when my parents lived in Colorado. Long story, not that short, I decided this was an interesting image to start off with.

# GETTING TO KNOW OUR FEATURED ARTIST:

**SARA O'BRIEN | USA**

**Brent:** How did you get started in photography? What was your inspiration?

**Sara:** I first took a photography class in high school. I liked to observe, still do, it seemed like a fun thing to try. I had seen a number of images by Ansel Adams and I wanted to be like him.

**Brent:** What is it you hope to express to your audience with your photography? What is your strategy for accomplishing that goal?

**Sara:** I want to express my love of nature and different perspectives. My goal is to get out every week and take photos that I can transform into beautiful, thought provoking images. I am planning a website to promote my photography and am working on getting a showing at a local gallery. I also love participating in BootCamp.

**Brent:** If you could travel anywhere in the world specifically to take pictures, where would you go? Why?

**Sara:** Travel anywhere: Norway and Africa. I am mostly of Scandinavian decent and have been awed by the images of the Fjords of Norway for many years. Also, it is a goal to get to Africa one of these years on a photo safari. The animals of Africa are majestic and I would love to capture that in my photographs.





FEATURED  
ARTIST

SARA O'BRIEN  
USA

Sara's favorite inspirational quote:

*"Everything you ever wanted is  
on the other side of fear."*

*~ George Addair*

# FEATURED ARTIST

SARA O'BRIEN  
USA

**Brent:** What inspires and motivates you to continue taking pictures?

**Sara:** Right now, BootCamp has been inspiring me to get out and take photographs. It has helped me learn and try new things. Brent and the members of BootCamp are very inspiring-coming from all over the world, they bring such diversity and varying experiences to their images. How can you not be inspired?

**Brent:** Tell us about this image (the featured image): What was the inspiration behind it? What was your process to get it? How did you do the post processing?

**Sara:** My featured image was inspired a bit by panic, necessity and what was handy. I had decided that I would try macro images, as I had a macro converter that I had not tried before. What better time than Fresh Start to try it. When my parents moved to Colorado back in 1999, they liked to give us local craftsman gifts. This casserole dish was one of them. I really like the pattern and colors of the covered dish so it seemed a good place to start. I tried a couple different angles all from a tripod on a bar stool. This happened to be my favorite of the ones I took. I cropped it a bit to add mystery of what it was, as well as get rid of a little "dead" space. I edited it to get the most accurate color I could. I really liked the way it turned out.



A seagull with white feathers and a yellow beak is perched on a wooden post of a wire fence. The bird's wings are spread, and it is looking towards the right. The background shows a vast, calm ocean under a cloudy sky. The fence is made of wooden posts and wire, with some dry grass and shrubs visible in the foreground.

**FEATURED  
ARTIST**

**SARA O'BRIEN**  
USA

**Brent:** How do you educate yourself to improve your photography skills?

**Sara:** Over the years I have watched videos and read articles from various photographers I have admired over the years. I have gotten workbooks for the software I use (Affinity Photo) for post processing. The best thing I have done was signing up for Brent's Photo BootCamp. My husband always says, "It's the best money you have ever spent, you enjoy it so much!" I tend to agree. I also like looking at photographers' images, you can always learn something or be inspired.

**Brent:** What is the most challenging photo you've ever taken and how did you overcome those challenges?

**Sara:** My most challenging image to photograph, I would have to say then next one. I am always looking for my next favorite shot. I have learned a lot from BootCamp and patience is sometimes hard to come by.

**MEMBERS'**  
**IMAGES**





john donnelly  
photography

Photographer: **JOHN DONNELLY**

Country: **AUSTRALIA**

f/8.0 6.3secs ISO400 | 90mm

Happy New Year everyone, Here is my image of the start of a new year. Fireworks taken from my balcony.

Feedback: **LAIMA RATAJCZAK**

Country: **AUSTRALIA**

Absolutely beautiful John, so crisp and clear . I love it, how lucky are you to be able to sit on your balcony to take such awesome pics! A very Happy New Year to you too.

Photographer: **NICK ELLIS**

Country: **AUSTRALIA**

f/18 1/3sec S0400 | 100mm

While monochromatic, this is actually not a B&W photo.

Feedback: **BRENT MAIL**

Country: **AUSTRALIA**

You're doing very well with your Fresh Start project Nick. Extension tubes are not easy to use but they are very versatile with all the lenses you already own. Your composition here is what makes this image for me – the strong leading line and the shallow depth of field and all that texture in the thread of the screw. I do like that this image is almost monochrome with a slight colour cast – very good.



*Offcut*  
Photography

Photographer: **VALERIE WORTHEN**

Country: **USA**

f/2 1/80sec ISO100 | 70mm

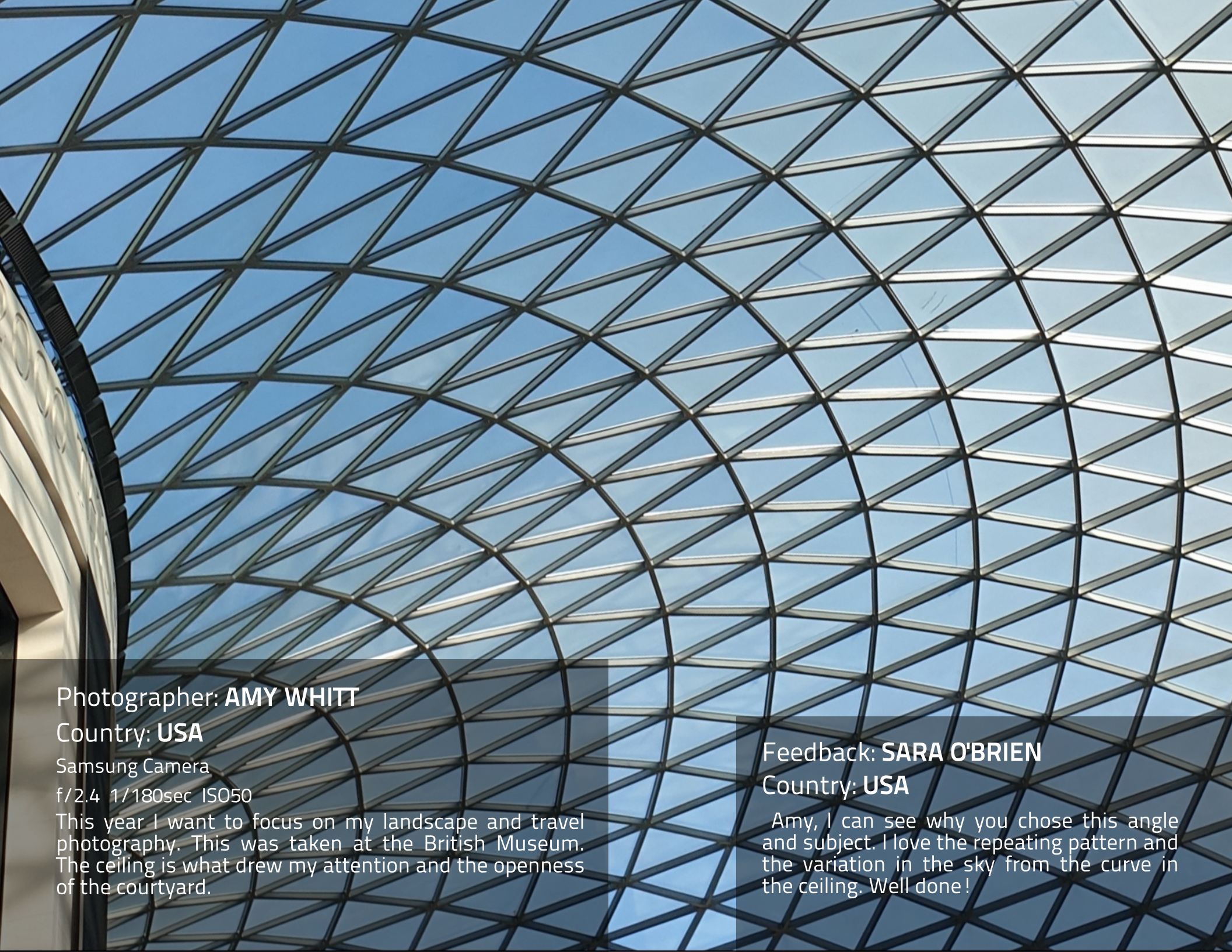
I am a little late to my "Fresh Start" :). I have been away traveling for the last month which is in itself something new for me. My fresh start is to embrace change and look for the opportunities it can bring. I took a lot of photos throughout my travels all of very different landscapes and scenery than the very snowy place I came home to. This was taken last week while traveling through Arizona.

Feedback: **GINA SKINNER**

Country: **USA**

Absolutely glorious! A beautiful capture that draws me into the golden warmth of the image. Awesome ! :)





Photographer: **AMY WHITT**

Country: **USA**

Samsung Camera

f/2.4 1/180sec ISO50

This year I want to focus on my landscape and travel photography. This was taken at the British Museum. The ceiling is what drew my attention and the openness of the courtyard.

Feedback: **SARA O'BRIEN**

Country: **USA**

Amy, I can see why you chose this angle and subject. I love the repeating pattern and the variation in the sky from the curve in the ceiling. Well done!

Photographer: **CINDI KIESEL-SMITH**

Country: **USA**

f/7.1 1/500sec ISO800 | 300mm


Fresh start...hmmmm. I've been grappling with this challenge for a few days now. For me 2020 has not started off so well, and I've got some carry over baggage from 2019, so I'll restart maybe in February :-). I did have the good fortune to go on a trip to South Africa in December and was greatly challenged by trying to capture images on the safari portion of the trip. Using a 500mm lens was new to me as well as trying to capture images of things (animals) that move. As with any new endeavor I had mixed success - but will definitely work to refine that skill going forward. This is one of my favorite images from the trip - kitties will be kitties no matter how big they are.

Feedback: **LAURA GRIFFITHS**

Country: **SOUTH AFRICA**

Cindi, Just so lovely this capture. Being from South Africa myself, your picture touches a chord. My family and I love the bush and were recently there and I've realised after Brent's tuition that I need a longer lens. Mine is 300mm. Beautiful shot, congratulations.





Photographer: **GLENYS RUTH PRINS**

Country: **AUSTRALIA**

I've had some health issues over January and just saw this months boot camp.

I know I've missed the cut off date but wanted to make a commitment to the new year. I have two goals this year. 1) Learn Macro photography and 2) improve my score at our monthly competition and use the feed back to improve the photos I submitted.

I submitted three photos to this month's competition. The set subject was "Scapes". I submitted a photo of our local beach "Archies Beach" and got 7 out of 10. The judge said If I had waited for the sun to go behind the cloud it would have made a better photo. For Birds of the Gemfields I got 6. He said I should reduce the amount of branch and darken it a bit so it does not take away from the bird. For "Wide Load", I got another 6. He said to darken the road and bring out more detail in the sky and brighten the yellow a bit.

Photographer: **KAREN PADILLA**

Country: **USA**

f/8.0 8.0sec ISO100 | 400mm

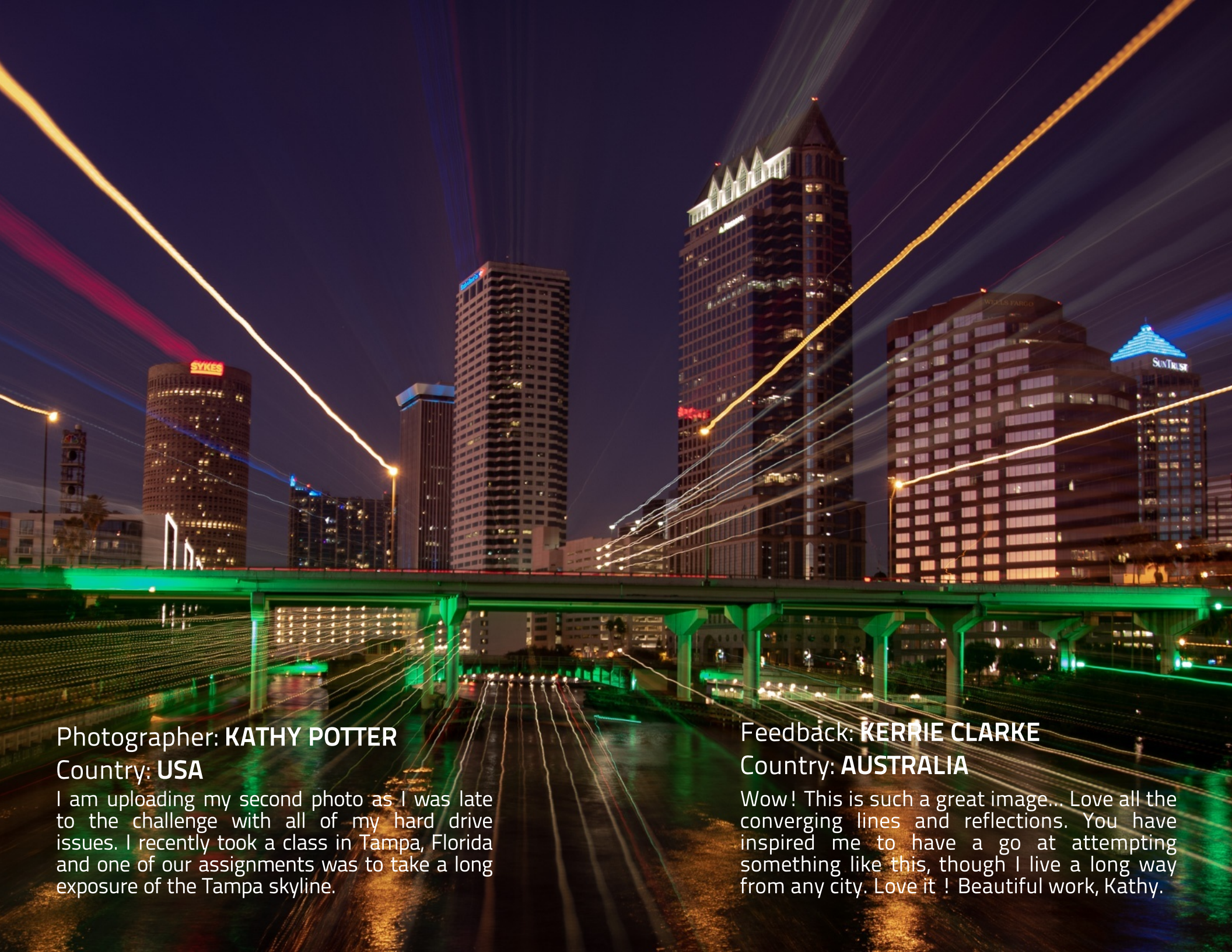
My husband is finally recovering from his multiple eye surgeries from Dec. The good news is that it's healing correctly and he will be able to have a lens put in and recover some sight. He wants to have the other eye done first because it's the better candidate for full sight recovery. I'm on the fence because of what happened to him from the first surgery. It's been a difficult time for both of us but he doesn't remember the really terrifying parts. It's his decision so when he's able I will be okay with it. I call this photo - Time To Find A New House in keeping with the theme. We decided we need to find a place that's low maintenance and in a warmer climate. A new start where we can live out our retirement and enjoy it doing things we like. Thinking New Mexico.



Feedback: **ROHN SHEARER**

Country: **USA**

Good luck to your husband! I understand looking for warmer climate. The older I get, the more I can see myself going south for the winter! :-)



Photographer: **KATHY POTTER**  
Country: **USA**

I am uploading my second photo as I was late to the challenge with all of my hard drive issues. I recently took a class in Tampa, Florida and one of our assignments was to take a long exposure of the Tampa skyline.

Feedback: **KERRIE CLARKE**  
Country: **AUSTRALIA**

Wow! This is such a great image... Love all the converging lines and reflections. You have inspired me to have a go at attempting something like this, though I live a long way from any city. Love it ! Beautiful work, Kathy.



Feedback: **SHEREE EBANKS**

Country: **CAYMAN ISLANDS**

I love the sparkle in the foreground and on the sand. This photo for me is harsh and perhaps wild, with the hazards of the rocks, the rough seas and the factory looking silhouette in the background. Lots of stories I can see! Most importantly, I see beautiful nature in the foreground, with the sparkles and man's interference in the background.

Photographer: **KERI DOWN**

Country: **AUSTRALIA**

f/5.6 1/2000sec | 117mm

Fresh start for me means just that, so I picked up my camera with purpose on a recent holiday.



Photographer: **LAURA GRIFFITHS**

Country: **SOUTH AFRICA**

f/5.0 1/250sec ISO100 | 195mm

As a relentless south easter is pummelling us day and night , photography seems to be off the activity list for at least the next week. Hence I am resorting to some safari images I took in the last quarter of last year in Botswana for my second (and possibly 3rd) image. It was near sunset, the image was rather orange in the late afternoon sun so I opted for the B&W version after doing some colour corrections first.

Feedback: **JUAN ACOSTA**

Country: **USA**

What a beautiful picture Laura, Definitely a fresh start for the young elephant.



Photographer: **LEILA GONZALEZ-SULLIVAN**

Country: **USA**

iPhone X

f/1.8 1/1600sec ISO20 | 4mm

Given my "fresh start" concept of seeing things from different perspectives, I'm sharing this photo I took at Karnak, Egypt last year. This is the Hypostyle Hall. The size of these huge pillars is overwhelming, so I tried to convey how tiny I felt in such a space. The photo is intentionally posed as shown. Trip of a lifetime!

Feedback: **CHRISTIAN PIRON**

Country: **BELGIUM**

Leila, nice picture. Creative view on those pillars. Good job.

Photographer: **RODNEY CHARLTON**

Country: **AUSTRALIA**

f/4 1/160sec ISO250 | 100mm

We have finally had some rain, so I went out into my backyard to find some raindrops. It took quite a few attempts and lots of crouching down and lying on the ground to find the right ones with the composition I was after. These ones are on some of the few remaining green blades of grass amongst the dry grass - a fresh start.

Feedback: **LEILA GONZALEZ-SULLIVAN**

Country: **USA**

Nice composition, Rodney. The drops are crystal clear on a diagonal blade of bright green grass. The blurred brown in the background could be dried winter grass or the results of fire. Either way, the contrast with the living green is very striking.



Photographer: **PAUL LOMBARD**

Country: **USA**

f/8.0 1/200sec ISO100 | 48mm

I began to take photography seriously upon retiring 2 years ago. Looking at the world with a "photographer's eye" has created new perspectives where I'm more conscious of the lines, details and compositions that nature and our world provide, and it's been awesome. I intend to further develop my "eye" in the coming year. Oh, yeah...and to write and publish that article on "Relationship Selling" that I had energy toward a couple years ago. My submission is of the Gateway Arch in Saint Louis, Missouri, USA, taken from the Illinois side of the Mississippi river. The Gateway Arch salutes the start of the Lewis and Clark Expedition in 1804, which documented potential commerce routes to the western United States. Interestingly, it is 630 feet tall and 630 feet wide. Kind of an optical illusion. I thought it was symbolic of a Fresh Start.

Feedback: **CHRISTIAN PIRON**

Country: **BELGIUM**

PT, great picture. Very nice view on the arc in his environment. Now that "bronze" person has to stand up and go through the "gate" to explore a new challenge as "fresh start". Great composition. Well done.



Photographer: **SHEREE EBANKS**

Country: **CAYMAN ISLANDS**

Nikon D750

f/22 1/5sec ISO80 | 56mm

This has been an amazing challenge! It has had me really thinking about my photography and what the purpose really is. I have spent a lot of time these past few weeks reviewing my old photographs and realising what I had created was not bad, it was pretty good in fact, but it was not super special. So my personal challenge is to really shoot with purpose....for me that is to see the art in my photographs. That may mean making it more simple, abstract...or indeed very distinct and confusing. My end game is that it is a piece of art. so.. I have not had a lot of time this month, but wanted to experiment with movement a bit more. yes it was sunrise, but I wanted to capture the different hues and colours in the morning sky, so moved the camera horizontally as I took the photos. I was after a peaceful, smooth effect.

Feedback: **KERRIE CLARKE**

Country: **AUSTRALIA**

This is really lovely, Sheree. You have definitely achieved your intention of a peaceful, smooth effect. I love the gentle, fluid camera motion. You might find that bumping up the whites in the basic panel will help with lightening. Also try having a play with the luminance of the orange in the HSL panel.



Photographer: **WANDA LACH**

Country: **AUSTRALIA**

My 'fresh start' this year was to be proactive in groups that I join - like this one. Unfortunately my camera has been sitting packed with my other 'can't live without items' in my car since last week. Instead of taking photos I have been clearing around my house and property in preparation for the conflagrations around me. I have opened the car door many times and look longingly at my camera bag but feel very despondent about what is around me and what may yet come to pass, the fires are up in the mountain - a vile creature waiting to pounce! I have taken my computer out of the car now and have decided to at least comment and join in the dialogue - maybe I will take my camera out - hopefully soon. Meanwhile I have posted a recent picture of a Christmas beetle taken with my phone in December - the only one I have seen. Tonight there are hundreds of them bombarding the windows and doors!

Feedback: **BRENDA POTTS**

Country: **USA**

Even in the presence of a dangerous situation, you managed to take a stunning photo. I love the textures and complementary colors in this. To everyone in the path of the fires, please stay safe and know that your friends in the US are thinking of you all.

# ACKNOWLEDGMENTS

## SPECIAL THANKS TO OUR TEAM

Creator.....**Brent Mail**



Art Director.....**Hazel Rivera**



Writer & Editor in Chief.....**Lauri Novak**



Assistant Editor.....**Liza Marie Pono**



Designer.....**Stephen Gonzales**



### **About this publication:**

Photo BootCamp Magazine was created to showcase the art, skills, and camaraderie of the recruits from the Academy. Each month, Brent leads members in a new drill, teaching them what they need to know to get out in the field and create images using their new skills.

### **About Photo BootCamp Academy:**

Photo BootCamp Academy is a community of like-minded photography students who come together to learn in the fastest, most fun way - how to harness the magic of photography, improve their craft, gain confidence, and sometimes even win awards!

Join BootCamp here: <https://shareinspirecreate.com/join-bootcamp>

### **Copyright:**

Share Inspire Create © 2020. All Right Reserved.

Artists in this magazine are responsible for their own works and any rights appertaining.

# NOW RECRUITING

Join the Fastest, 'Funnest' Way to  
Improve Your Photography!



## CLICK HERE FOR MORE INFO

[shareinspirecreate.com/join-bootcamp](http://shareinspirecreate.com/join-bootcamp)

BRENT MAIL presents...

# PHOTO BOOTCAMP MAGAZINE

---

ISSUE 23

FEBRUARY 2020

IN THIS ISSUE:

## FRESH START

— ★ PHOTO ★  
**BOOT  
CAMP**  
ACADEMY —

