

BRENT MAIL presents...

PHOTO BOOTCAMP MAGAZINE

ISSUE 30 | SEPTEMBER 2020

IN THIS ISSUE:

**SIMPLE
PLEASURES**

★ PHOTO ★
**BOOT
CAMP**
ACADEMY



Photographer: **BELINDA SWAN**

Country: **AUSTRALIA**

f/4.5 1/10sec ISO 1250

Sometimes it's nice to get out the 'good china' and have a little afternoon tea with the kids. With another cold, wet, wintery weekend meant that I had a bit of trouble finding good light, so I put the camera on a tripod and used a longer shutter speed.

IN THIS ISSUE

Simple Pleasures **04**

Members' Images **08**

Featured Artist - Laima Ratajczak **23**

Members' Images **29**

Acknowledgments **45**

Calling All BootCamp Recruits **46**



DRILL INSTRUCTOR'S MEMO

WELCOME TO ISSUE 30 OF PHOTO BOOTCAMP MAGAZINE!



What are the simple moments in your life? In this issue, we'll help you focus on those moments and learn to photograph them in a way that captures the feeling of those moments.

With everything going on in the world right now, let's take some time to focus on uplifting things. Bootcamp is a positive place and we are all better for being part of it.

"It's not life changes like a new house or a fancy car that make the most impact, but sometimes little things like the smell of an orange, that give the biggest happiness boost. Over and over, people tell me something like cleaning out a medicine cabinet gives them a huge jolt of good cheer and energy." ~Gretchen Rubin

Enjoy the Simple Pleasures shared by the BootCamp members through their images.

SIMPLE PLEASURES

SIMPLE PLEASURES

*"It's the simple things in life
that are the most extraordinary"*

~Paulo Coelho

A person is sitting in a camp chair, illuminated by the warm glow of a campfire. The scene is set in a forest at night, with the silhouettes of trees and the dark blue sky visible in the background. The fire provides a source of light and warmth, creating a cozy atmosphere.

What are simple pleasures?

There are so many little things in life that we tend to overlook. Little moments, conversations, sunrises, sunsets, days at the beach, days off, quiet time reading and the list goes on. Simple pleasures are the unassuming moments in our lives that bring us joy.

If you need some inspiration or ideas check out this [Pinterest Board](#).

Why simple pleasures are important

More than ever, with everything going on in the world right now, we need to take the time to stop and enjoy the simple pleasures around us. Why? It's good to focus on the good in the world, those things that create joy in our lives. Seeing the beauty around us, making little moments last and truly taking the time to reflect and see what it is that we find pleasure in on a daily basis. By doing this we may breathe a little easier, feel a little lighter and hopefully find that a little bit of the weight of the world is lifted off of our shoulders for period of time.

How do you photograph Simple Pleasures?

Start out by taking the time to slow down and observe. Spend an entire day (or more) noticing what your simple pleasures are. What brings you joy? What makes you smile? Take notes, write down all the little things that you find throughout your day that make you happy.

SIMPLE PLEASURES



Once you've created a list of your simple pleasures, choose one to photograph. Figure out how you can best show the feelings you get from this particular activity. Ask yourself the following questions:

- How can you show your simple pleasure in a unique way?
- What can I do to make this more than a snapshot?
- How can I create an images that is more interesting?
- What set-up can I use to help me convey the feeling I have? Lens? Lighting? Point of interest?
- Do I include myself in the image? Other people?

How do you recreate that feeling of Simple Pleasures in a photograph?

As you answer the above questions about how you approach photographing your Simple Pleasure, you'll start to realize how these answers will affect the mood of the image you're creating. Get creative with your lighting to create a bright and happy atmosphere. Change the perspective you are shooting from, see how that can change the mood of your shot. Consider softer focus and incorporating motion into your shots.

Choices made during editing can also help convey the feeling with the color palette you use. How you use warm or cool overall tones can change the feel of the image. Experiment with these, pay attention to how the changes make feel when you view your image.

MEMBERS'
IMAGES



Photographer: **VALERIE WORTHEN**

Country: **USA**

f/4.5 1/125sec ISO100 | 24mm

I have been trying to capture lightning without much luck. I did manage to capture this double rainbow as the thunderstorm left the area. So much to be thankful for everyday!

Feedback: **LYNTON STACEY**

Country: **AUSTRALIA**

Wow Valerie! An incredible shot. I love the way you have processed it to have the contrast between the inside and outside of the rainbow. You have done well to capture a full rainbow and a double rainbow. The brightness of the trees adds to the pleasure in seeing the full rainbow.





Photographer: **KATHLEEN FEELEY**

Country: **USA**

f/8 1/1250sec ISO100 | 100mm

The ocean is my greatest pleasure, but not being able to travel there right now the pool is my simple pleasure. Tried to recreate 'waves' to get the vibe.

Feedback: **ROMY VILLANUEVA**

Country: **PHILIPPINES**

I like this one too because of its softer light reflections. Nice abstract image.



Photographer: **LAURA GRIFFITHS**

Country: **SOUTH AFRICA**

f/4.8 1/800sec ISO1000 | 125mm

During initial lockdown we were heading into winter, the time when our lovely indigenous aloes come in to flower with their (usually bright orange or red) flowers amongst the other indigenous vegetation on the mountainsides. After a few years I have introduced a few new varieties to my garden and this beauty came into flower for the first time. For me it has been a time of shooting bees, lizards, guinea fowl and greenery in nature, weather scenes which may be flat calm blue seas or wild tossing waves foaming over onto roads, as well as food, drinks and household collections. Just a general time of having the opportunity to relax, take time, stop rushing and yes, learn as much as I can of photography.

Feedback: **DAVE KOH**

Country: **SINGAPORE**

Good details of the flower with nice colorful bokeh. Well done Laura.

Photographer: **ROBERT RICHARDSON**

Country: **CANADA**

Canon 6D

f/11 1/250sec ISO100 | 16-35mm

Simple Pleasures....There are so many Simple Pleasures in life, but we all need to stop and look at them. Two of my pleasures are travel and landscape photography. I love to find the simple pleasures and enjoy the beach, my trailer and getting away from the city. This was originally taken as 5 different pictures and was stitched together in Lightroom.

Feedback: **RACHEL GILMOUR**

Country: **AUSTRALIA**

Really nice pano, Robert. Nice colors and the water looks inviting.





Photographer: **BRUCE PATTERSON**

Country: **USA**

f/6.3 1/160 sec ISO400 | 105mm

I have always liked to take flower pictures, but now with a 105mm Micro lens it has become a simple pleasure.

Feedback: **DENIS O'BYRNE**

Country: **IRELAND**

Hi Bruce. Nice colours on display here. You have captured nice detail, it is well framed and presented. Well done.



Photographer: **DAVE KOH**

Country: **SINGAPORE**

Nikon D750

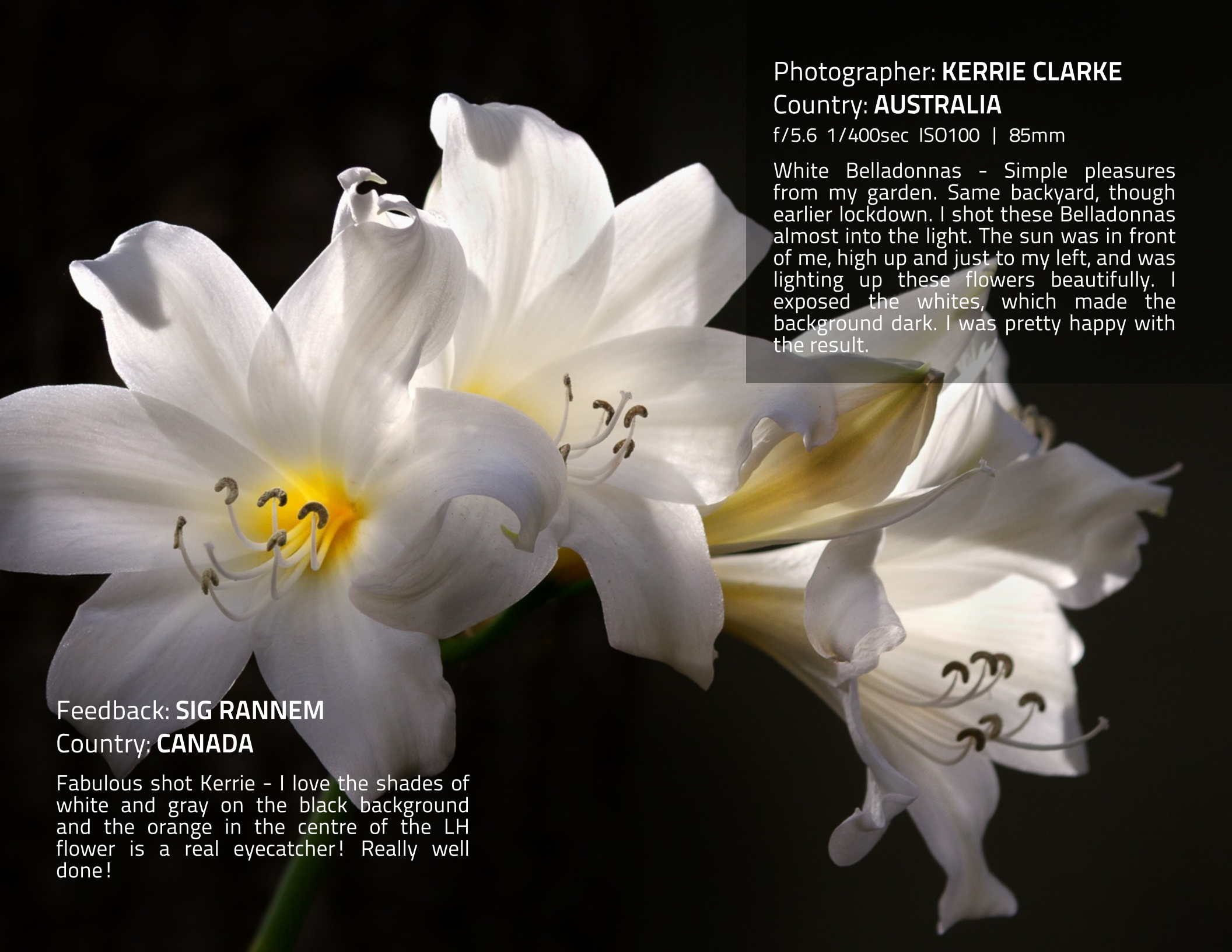
f/3.2 1/100sec ISO250 | 85mm

Listening to music is a simple pleasure to many people. I have the opportunity to take this shot over the weekend. The model is very relaxing, enjoying the music and is not distracted by the people around her. My final submission for this month.

Feedback: **ROMY VILLANUEVA**

Country: **PHILIPPINES**

Beautiful shot! I love listening to music too. The expression on her face evokes the pleasure she's experiencing. A nice shot, Dave. Suddenly I miss the classic movie "Fantasia" and listening to Gershwin's "Rhapsody in Blue"!



Photographer: **KERRIE CLARKE**

Country: **AUSTRALIA**

f/5.6 1/400sec ISO100 | 85mm

White Belladonnas - Simple pleasures from my garden. Same backyard, though earlier lockdown. I shot these Belladonnas almost into the light. The sun was in front of me, high up and just to my left, and was lighting up these flowers beautifully. I exposed the whites, which made the background dark. I was pretty happy with the result.

Feedback: **SIG RANNEM**

Country: **CANADA**

Fabulous shot Kerrie - I love the shades of white and gray on the black background and the orange in the centre of the LH flower is a real eyecatcher! Really well done!



Photographer: **PETER BRODY**

Country: **USA**

When I was out walking Kevin, my dog, yesterday morning, I came across this tree that had fallen during the recent storm. My eyes were drawn to what I think looks like a dog's face (dogwood tree takes on a new meaning). The eyes are mesmerizing !!! I was fortunate to have my iPhone with me. I would have loved to use my chainsaw to cut off a piece, but the town public works people came by a few minutes later to remove all the debris. I edited in LR and made a black and white to compare.

Feedback: **LEILA GONZALEZ SULLIVAN**

Country: **USA**

A fascinating shot, Peter. I, too, prefer the color version since it highlights all those cuttings and edges so well and I love the roughness of the trunk. My only suggestion, too late now..., would have been to shoot a bit more straight on so you captured both edges of the cutting.



Photographer: **RACHEL GILMOUR**

Country: **AUSTRALIA**

f/4.5 1/1000sec ISO160 | 55mm

We've had some really wild weather the last few days. Lots of wind and rain. I went to the local boat harbor to get some shots of the waves smashing into the breakwater next to the lighthouse. I managed to get a couple of good ones. Very moody with stormy seas and dark clouds. However, on the way home, the skies parted and this presented itself. I parked and this was right in front of me. Could not have set this up if I'd tried. Came home with a big smile. Simple pleasures! :o) Forgot to change settings, so the camera was still in Tv mode and Auto ISO.

Feedback: **ROMY VILLANUEVA**

Country: **PHILIPPINES**

Perfect positioning. The leading line brings the viewer's eyes straight to the end of the rainbow. Brilliant! Well done Rachel.

Photographer: **RICHARD HUTSON**

Country: **USA**

f/7.1 0.6sec ISO100 | 58mm

Another one of my simple pleasures is playing the piano. I'm nowhere near ready for prime time but I do enjoy entertaining myself, and once in a while, indulgent friends. I like the old classics from the Cole Porter, Johnny Mercer, George Gershwin, era. I shot this photo today.

Feedback: **BRENDA POTTS**

Country: **USA**

Lovely BW image, Richard! You might try adding a bit more contrast so the whites pop more. I agree with Kerrie, that more of your right hand would be nice. :) Great capture!





Photographer: **ROMY VILLANUEVA**

Country: **PHILIPPINES**

f/5.6 1sec ISO100 | 34mm

Simple pleasures in the time of Covid-19 pandemic. Well in the midst of travel restrictions, happiness is having a camera and lots of blooms to photograph. Flower photography helps me keep my sanity and relax in the middle of this pandemic that seems to be getting worse each day. Converted to black & white and framed. Sony bridge camera.

Feedback: **KERI DOWN**

Country: **AUSTRALIA**

Romy this is ethereal. I just love the sharpness, the beauty of the black and white and just so beautifully captured. To have it suspended without the stalk would add to it but nonetheless a stunning capture.



Feedback: **RHIANA BARRINGTON**
Country: **AUSTRALIA**

Sara, I love the way you have blurred the plants in the background so the colours give a sense of nature and warmth but they don't distract from the focus of the image. Well done!

Photographer: **SARA O'BRIEN**
Country: **USA**

f/5 1/40sec ISO100 | 52mm

After much deliberation, I decided to just pick something and take a picture. This image is on the table on my porch, one of my simple pleasures is reading and enjoying a cold one on a warm day. I picked an actual book, not my Kindle, as I do enjoy reading a book with physical pages as much as I do my Kindle. My husband is also on the porch, out of view-this time he didn't want to be in the picture. ;-)



Photographer: **BRENDA POTTS**

Country: **USA**

Nikon D750

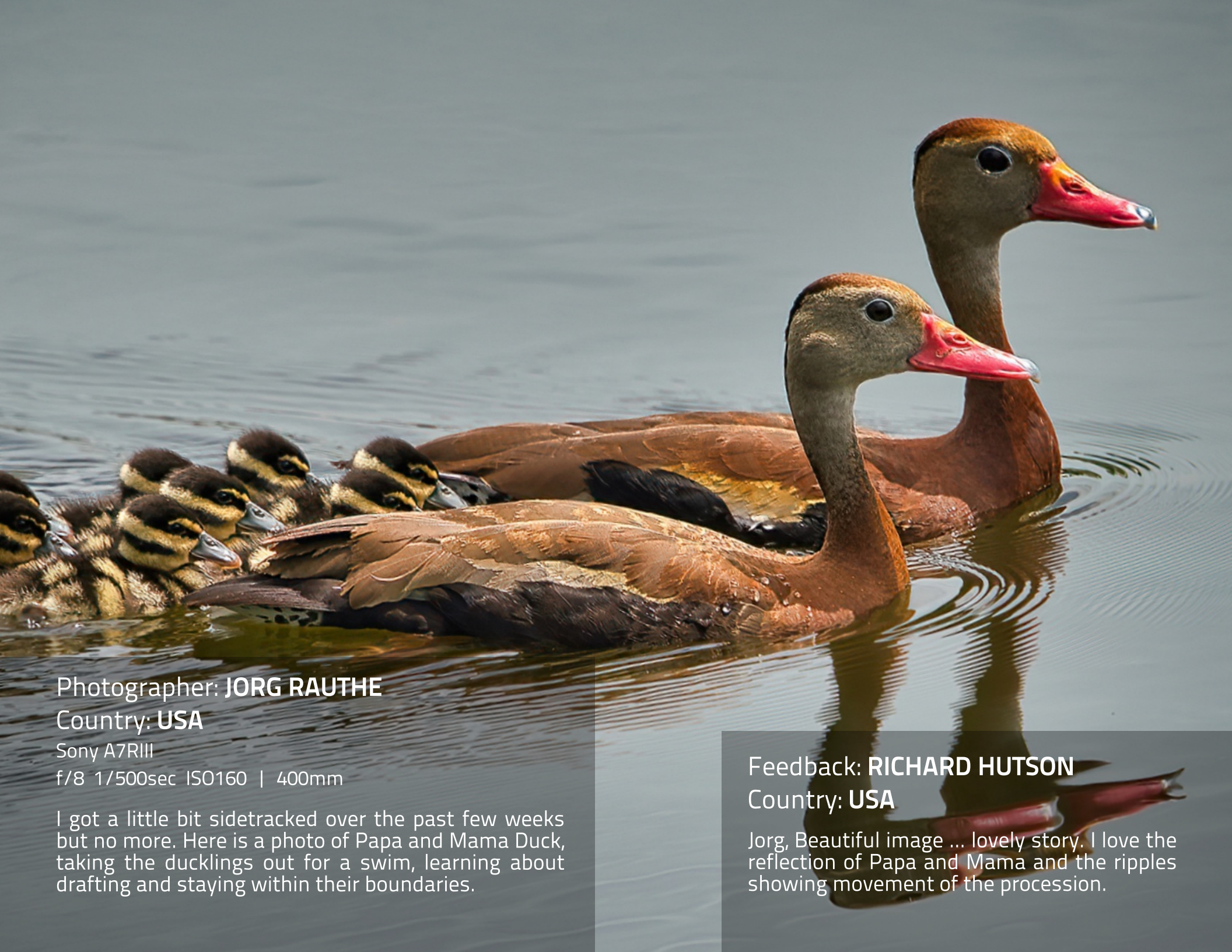
f/8 1/2000sec ISO6400 | 135mm

We have one feeder that our local hummingbirds hang out at, but lots of other flowers in the yard, so this feeder is my best shot at getting a shot. ;-) We enjoy their company every day... one of our simple pleasures. I am a little disappointed by how much noise there was in the shot... even after minimizing it a bit in Photoshop. Still, mostly happy with the outcome.

Feedback: **ROBERT RICHARDSON**

Country: **CANADA**

Beautiful shot!! you really have the wings frozen...something that i struggle with. thanks for sharing!!



Photographer: **JORG RAUTHE**

Country: **USA**

Sony A7RIII

f/8 1/500sec ISO160 | 400mm

I got a little bit sidetracked over the past few weeks but no more. Here is a photo of Papa and Mama Duck, taking the ducklings out for a swim, learning about drafting and staying within their boundaries.

Feedback: **RICHARD HUTSON**

Country: **USA**

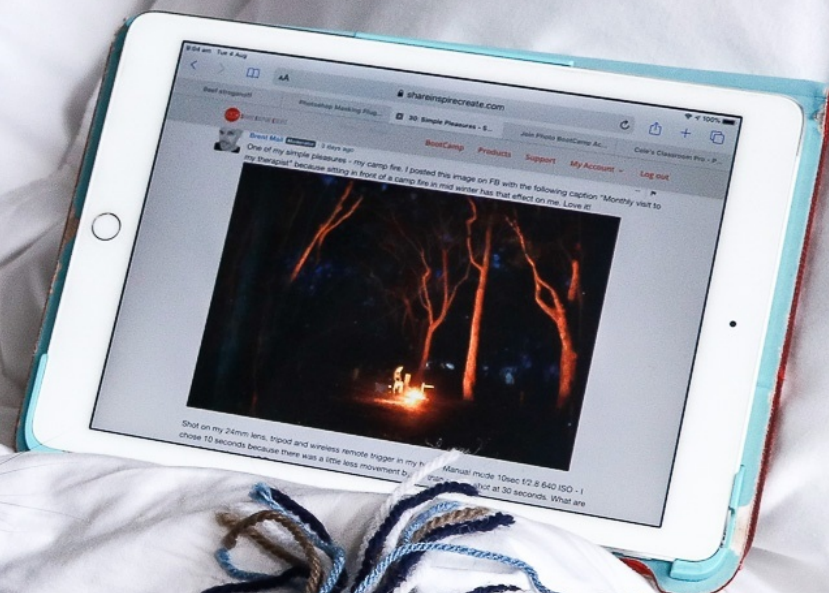
Jorg, Beautiful image ... lovely story. I love the reflection of Papa and Mama and the ripples showing movement of the procession.

**FEATURED
ARTIST**



FEATURED
IMAGE

LAIMA RATAJCZAK
AUSTRALIA



Photographer: **LAIMA RATAJCZAK**

Country: **AUSTRALIA**

f/5.6 1/15sec ISO400 | 18-135mm

Well what are you going to teach us today Brent, Zydacat asks?" I love my morning ritual, which is to enjoy several cups of coffee in bed, brought to me by my amazing husband, accompanied by my loyal cat as we check my emails and Bootcamp. I might add this has been our routine for a few years now!

GETTING TO KNOW OUR FEATURED ARTIST:

LAIMA RATAJCZAK | AUSTRALIA

Brent: How did you get started in photography? What was your inspiration?

Laima: How did I get started in photography? I had always enjoyed taking photos but it was mainly family photos and travel shots. Then 5 years ago just after I had retired one of my old colleagues was running a PD on macro photography after school so I went along to support him. This lasted for several weeks and I had so much fun that I borrowed the school camera and extension tubes and my husband, some friends and I went off looking at wild flowers for the first time. Two weeks later I had my own DSLR and macro lens and now I just love photography and it has become my favourite past time.

Brent: What is it you hope to express to your audience with your photography? What is your strategy for accomplishing that goal?

Laima: My audience is my family and friends and I hope that when they look at my photography that they too see the beauty in nature and the colours that surround them. Also, that they can sense the excitement and joy I had when taking the photos. I don't really have any real strategies other than sharing my photos and stories when I think they are worthwhile.



FEATURED
IMAGE

LAIMA RATAJCZAK
AUSTRALIA

Laima's favorite inspirational quote:

*"Your first 10,000 photographs are
your worst"*

– Henri Cartier



**FEATURED
IMAGE**

LAIMA RATAJCZAK
AUSTRALIA

Brent: If you could travel anywhere in the world specifically to take pictures, where would you go? Why?

Laima: I have been fortunate in that I have done quite a bit of traveling and there are so many beautiful places in the world but I think it would be fun to go to Mexico, South America or Cuba because of the colours and the architecture. I love flowers but I also like doorways and windows and things that are out of the ordinary. How much fun would those places be?

Brent: What inspires and motivates you to continue taking pictures?

Laima: I have to say Bootcamp is a huge inspiration to me. The monthly challenges take me out of my comfort zone and encourage me to learn new things. For example when we did ICM, I had never heard of it ...now I love it. There are also so many genres in photography that I want to explore that this alone keeps me inspired.

Brent: What is the most challenging photo you've ever taken and how did you overcome those challenges?

Laima: I think my most challenging photos have been using the macro lens, learning how to use it properly and finally realizing it is more than just focusing and pressing the button. This is still a work in progress....lots of practice and patience.



FEATURED IMAGE

LAIMA RATAJCZAK
AUSTRALIA

Brent: Tell us about the image (the featured image): What was the inspiration behind it? What was your process to get it? How did you do the post processing?

Laima: This image is of my 15 year old cat who joins me in bed every morning as I check my iPad and have coffee. This is my favourite time in the morning and also a time when I read photography articles and watch YouTube. Such a "Simple Pleasure" so I decided to capture the moment. After setting it up and with natural light only I finally got the shot I wanted. Because she is so black she always just looks like a black blob unless you can see her eyes so I had to make sure I captured her outline. Then it was just a matter of using Lightroom to make the pillows as white as possible and Zydacat nice and black. A true account of my morning ritual.

Brent: How do you educate yourself to improve your photography skills?

Laima: I liken my photography experience with that of joining a gymnasium. You pay your membership but you won't get fit unless you attend and use the facilities. I have read lots of books, articles and looked at other people's work, webinars and videos but now I have to get out and actually practice all that I am learning.

MEMBERS'
IMAGES



Photographer: **KERI DOWN**

Country: **AUSTRALIA**


I have a day off today for the Ekka show which isn't on so I set my alarm and went to do a sunrise. I knew there was fog around but this was something else. I took this 2 hours ago and not a skerrick of sun coming through. I had so many cool shots from this morning that I want to share but I chose this one. This was taken with my phone. I couldn't decide on which one because the mono is striking yet the coloured shows the warmth. Let me know your thoughts.

Feedback: **BRENDA POTTS**

Country: **USA**

I really like both versions, Keri. The camera is in perfect focus and I like how both the lens and the pier are leading the eye to the same point in the frame. If I had to choose, I think I'm leaning towards the BW. :)





Photographer: **NICK ELLIS**

Country: **AUSTRALIA**

f/5.6 1/50sec ISO800 | 61mm

Simple Pleasures - There's little better or more fun than making a big bit of wood round, smaller and maybe useful. It is quite liberating. Redgum lamp base in the making and black and white because I look better monochromatic!

Feedback: **RACHEL GILMOUR**

Country: **AUSTRALIA**

Awesome selfie, Nick! Good composition and the B&W works well. There is something very satisfying about making sawdust! :o)



Photographer: **RHIANA BARRINGTON**

Country: **AUSTRALIA**

f/4 1/250sec ISO200 | 12mm

This image was taken while my family and I were down at St Andrews Beach on the Mornington Peninsula in Victoria for a week just before Victoria shut down again for the foreseeable future. Enjoying a lovely sunset at the beach is one of my simple pleasures. This image was taken at Portsea Beach at the London Bridge Lookout. It was nice to watch the spectacular view as the sun set over the horizon, especially since it is unlikely I will get to see a view like that for a while.

Feedback: **RICHARD HUTSON**

Country: **USA**

Rhiana, It's a beautiful scene, great composition and exposure. The beach and the surf lead the eye into the sunset. The arched rock and the rock point in the distance add interest to the composition ... almost like exclamation points. Well done!



Photographer: **RODNEY CHARLTON**

Country: **AUSTRALIA**

f/4.0 1/1000sec ISO200 | 100mm

I was out last Sunday morning enjoying some sunshine to warm up on a cold winter's morning when I came across this Pelican doing the same thing and also the simple pleasure of scratching an itch.

Feedback: **DAVE KOH**

Country: **SINGAPORE**

Nice sharp picture of the pelican. Great details of the feathers and the bird's grooming action. A pleasure to watch. Great work Rodney.



Photographer: **SHEREE EBANKS**

Country: **CAYMAN ISLANDS**

f/4.5 1/30sec ISO125 | 70mm

Some incredible photos for this challenge! Well done everyone. I will take some time later today to go and make some comments. I have been on a work course and been starved---partially returning to office, getting ready for storms, studying.....have just not had time to go shoot. I normally like to go and shoot the challenges as that I think is the way I learn best, but just no time now. My simple pleasure is just to photograph! I have never really concentrated on "event" photography and wanted to do something for my nephew's wife's baby shower..... I love get togethers, food and capturing the moment. I really wanted a shallow DoF so used a 70-300 lens (this lens has been around for a very long time and was quite a cheap piece of glass, but it is the only lens that I actually get the shallow DoF!

Feedback: **BRENT MAIL**

Country: **AUSTRALIA**

You've done a stellar job here Sheree, love her expression and that shallow depth of field. Well done and good choice of lens for this event. I like how you've minimised all the other distractions by zooming (cropping) in. Great work.

Photographer: **SIG RANNEM**

Country: **CANADA**

f/6.3 1/160sec ISO100 | 216mm

I cannot think of a more basic pleasure than being close to the person you love... April in Paris is perhaps the epitome of romance. I observed this couple for a while by the pool in the Tuileries Gardens and took a few shots. I liked this one with their heads touching.

Feedback: **LAURA GRIFFITHS**

Country: **SOUTH AFRICA**

What a lovely capture Sig, speaking of love and life. Oh to be young again.. Lovely bokeh for the background too.



Photographer: **ANTHONY CADDEN**

Country: **AUSTRALIA**

f/5.6 1/800sec ISO100 | 260mm

My simple pleasure is to keep getting out with the camera and taking photos. Near the harbour there will always be a group of pelicans to photograph. I have combined this with the joy of low key black and white to create dramatic photos. This is from Shellharbour at the rocks. I managed to find an EF100-400mm lens to play with to get close up without being too close to scare off.

Feedback: **DAVE KOH**

Country: **SINGAPORE**

Lovely details of the pelican. It seems to pose for you with the eye staring at the camera. Great shot, Anthony.





Photographer: **GLENYS RUTH PRINS**

Country: **AUSTRALIA**

f/4.0 1/6sec ISO800 | 35mm

An everyday simple pleasure is making my morning cup of tea. I have it black with a teaspoon of honey. I took several shots before deciding on this one. Camera Nikon D7200 on a tripod. On timer so I could grab the kettle and pour. Lighting is strip lighting below the Cupboards and the fluoro in the kitchen. Cropped and straightened in Lightroom. Slight adjustment of contrast slider.

Feedback: **VALERIE WORTHEN**

Country: **USA**

Great photo. Definitely sets up a mood and feeling of time. I agree the steam completes this photo. Well done!



Photographer: **KAREN PADILLA**

Country: **USA**

I love sunsets. This one was after a typhoon in the Tucson area in the Sonoran desert. The funnel shaped cloud reminded me of the tornadoes in the Midwest. I made this one into a 48x28 canvas for my office/sunroom. I was on a storm chasing photography expedition. I do love storms, too. It's a good thing, since we seem to have more storms than sunshine some summers. This summer the storms are coming at night. I wanted to get at least one photo this month. I've been discharged from TBI doctor and I'm taking my recertification for driving. I've done really well since my accident. I still have vertigo - especially when it's stormy or hot and humid but I think I'm back to baseline with vertigo from my Meniere's Disease I have had for 8 years. The doctor was quite pleased with my progress. I did develop a severe allergy to bee and mosquito bites that has kept me inside most of the summer because with all the rain we have huge swarms of mosquitoes. The tiny bees seem the most vicious this year. When I get the okay to drive, and I get to areas that control their bugs better and start taking some photos before the entire summer is over. My husband and I have been in isolation/quarantine since Dec. 9th for his health scare and then mine from May 3 to the present. With so many not wearing masks we don't venture out much except to Dr appointments. He recovered some of his sight with his recent cataract surgery. He won't recover his sight in the left eye. We are also planning a big move ASAP because we want to be moved by the end of Oct. I sort things and downsize. I sorted out my photography stuff last week. Of course, I decided that everything will make the move with me.

Feedback: **KATHLEEN FEELEY**

Country: **USA**

Thanks for sharing your amazing sunset, Karen. And I hope your recovery is as glorious as this picture.



Photographer: **LEILA GONZALEZ SULLIVAN**

Country: **USA**

NikonD5300

f/5 1/60sec ISO100 | 26mm

I went back to the pleasure of beach combing, especially with my grandson, who debates each item before it is added to our collection. I was also playing around with the rule of odds and this image seemed to work.

Feedback: **RACHEL GILMOUR**

Country: **AUSTRALIA**

Really nice image, Leila! Good composition and the blurred corners help to concentrate your attention to the center. Well done.



Photographer: **LYNTON STACEY**

Country: **AUSTRALIA**

Panasonic GX8

f/9 1/13sec ISO400 | 17mm

Morning coffee, one of life's pleasures. Photo taken in the Todd Mall in Alice Springs, Northern Territory.

Feedback: **KERRIE CLARKE**

Country: **AUSTRALIA**

Looks like a happy gathering! I really like the blue and reds in this, and the motion of the guy in the background. If you had moved a bit to either side, you may have been able to avoid the illusion of red posts coming out of the ladies heads.

Photographer: **PAUL LOMBARD**

Country: **USA**

Pentax K1

f/8.0 1/1500sec ISO4500 | 320mm

Nature is just too cool. This time of year, the hummingbirds are in our area on their migration path northward. I'm captivated by these birds...so small yet so fearless. Sitting on the patio, glass of wine at hand, watching them flit to the feeder and then zoom off. Their little feet make me smile. Simple pleasures.

Feedback: **RICHARD HUTSON**

Country: **USA**

Paul, Nice capture with its wing and long beak jumping into the frame with feet pulled into its body. I also like the background bokeh.





Photographer: **PETER DWIGHT**

Country: **AUSTRALIA**

Sony A77ii

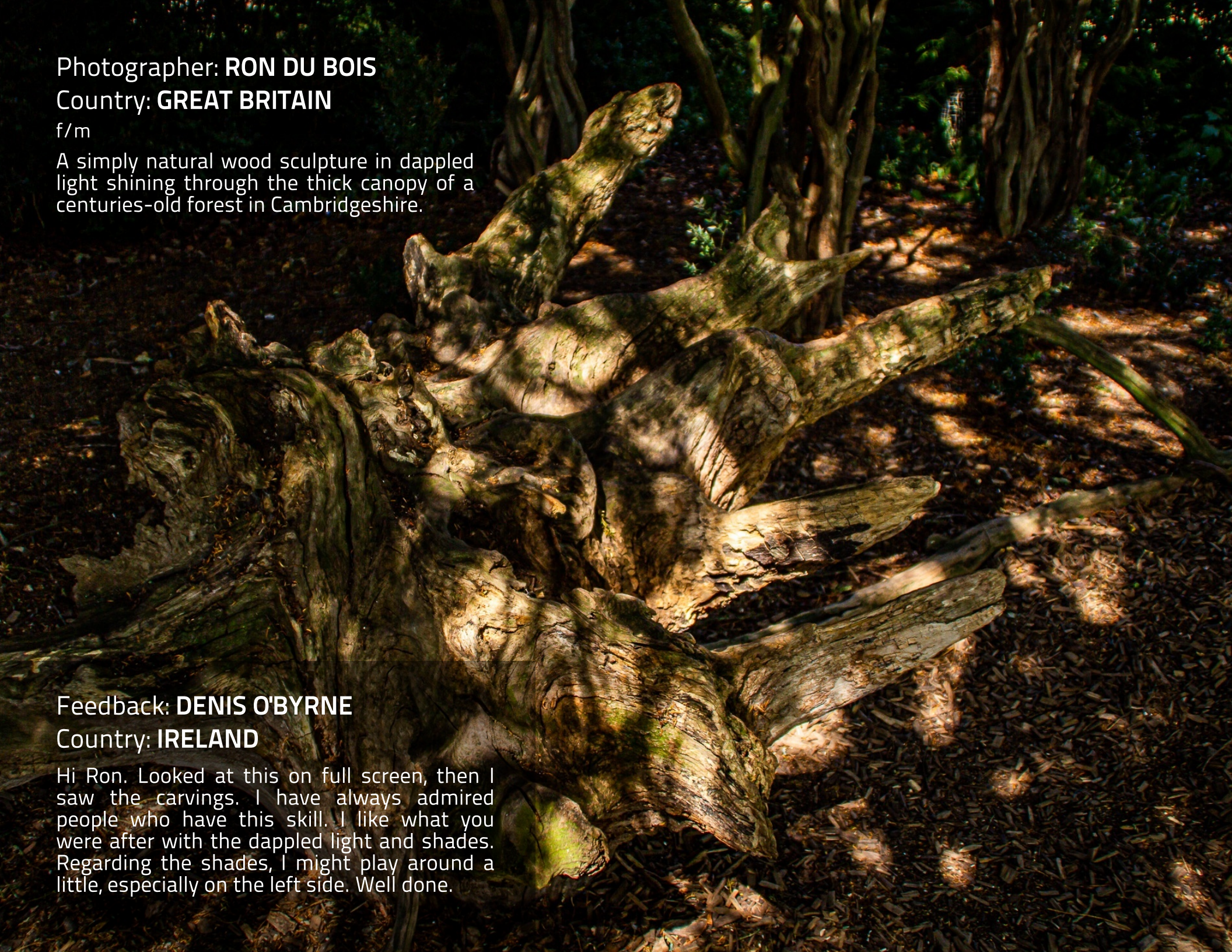
f/2.8 1/200sec | 20mm

I am on the road for a get-away from Sydney for a while so I have some reception so a photo of my caravan & Jeep beside a river for a couple of nights & My mate behind me traveling together for a while , for me these are Simple Pleasures.

Feedback: **VALERIE WORTHEN**

Country: **USA**

Good capture with the trees providing a nice complementary background. Looks like a lot of fun. Enjoy!



Photographer: **RON DU BOIS**

Country: **GREAT BRITAIN**

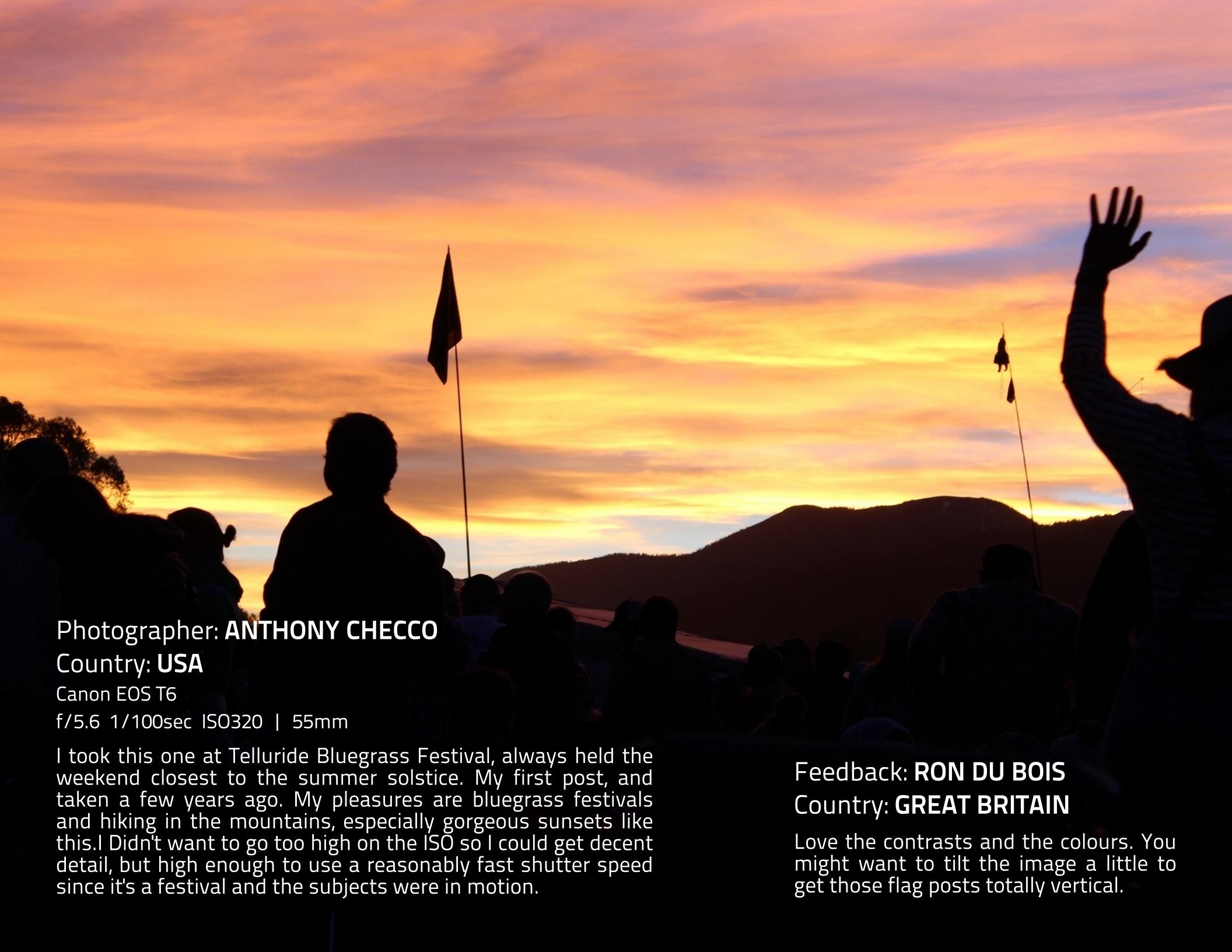
f/m

A simply natural wood sculpture in dappled light shining through the thick canopy of a centuries-old forest in Cambridgeshire.

Feedback: **DENIS O'BYRNE**

Country: **IRELAND**

Hi Ron. Looked at this on full screen, then I saw the carvings. I have always admired people who have this skill. I like what you were after with the dappled light and shades. Regarding the shades, I might play around a little, especially on the left side. Well done.



Photographer: **ANTHONY CHECCO**

Country: **USA**

Canon EOS T6

f/5.6 1/100sec ISO320 | 55mm

I took this one at Telluride Bluegrass Festival, always held the weekend closest to the summer solstice. My first post, and taken a few years ago. My pleasures are bluegrass festivals and hiking in the mountains, especially gorgeous sunsets like this. I Didn't want to go too high on the ISO so I could get decent detail, but high enough to use a reasonably fast shutter speed since it's a festival and the subjects were in motion.

Feedback: **RON DU BOIS**

Country: **GREAT BRITAIN**

Love the contrasts and the colours. You might want to tilt the image a little to get those flag posts totally vertical.

ACKNOWLEDGMENTS

SPECIAL THANKS TO OUR TEAM

Creator.....**Brent Mail**




Art Director.....**Hazel Rivera**



Writer & Editor in Chief.....**Lauri Novak**



Assistant Editor.....**Liza Marie Pono**



Designer.....**Stephen Gonzales**



About this publication:

Photo BootCamp Magazine was created to showcase the art, skills, and camaraderie of the recruits from the Academy. Each month, Brent leads members in a new drill, teaching them what they need to know to get out in the field and create images using their new skills.

About Photo BootCamp Academy:

Photo BootCamp Academy is a community of like-minded photography students who come together to learn in the fastest, most fun way - how to harness the magic of photography, improve their craft, gain confidence, and sometimes even win awards!

Join BootCamp here: <https://shareinspirecreate.com/join-bootcamp>

Copyright:

Share Inspire Create © 2020. All Right Reserved.

Artists in this magazine are responsible for their own works and any rights appertaining.

NOW RECRUITING

Join the Fastest, 'Funnest' Way to
Improve Your Photography!



mail
CLICK HERE FOR MORE INFO
shareinspirecreate.com/join-bootcamp

BRENT MAIL presents...

PHOTO BOOTCAMP MAGAZINE

ISSUE 30

SEPTEMBER 2020

IN THIS ISSUE:

**SIMPLE
PLEASURES**

— ★ PHOTO ★
**BOOT
CAMP**
ACADEMY —

